

# Maryland 4-H Dairy Quality Assurance Program

## Assurance Program



Slide Show Developed By:

Members of the Maryland 4-H Animal Science Curriculum Committee -  
April Hall-Extension Educator, 4-H Youth Development  
Kiera Finucane-Dairy/Beef Extension Activities Coordinator  
Patrick Thompson-Faculty Extension Assistant, 4-H Youth Development

---

---

---

---

---

---

---

---

# 4-H Dairy Quality Assurance

- Teach recommended dairy husbandry practices.
- Encourage ethical production of wholesome products.
- Gain consumer's confidence by promoting a positive industry image

---

---

---

---

---

---

---

---

# Topics Covered

- Ethics
- Management Practices
  - General Management
  - Handling
  - Housing
  - Nutrition
  - Health
  - Replacement Care
  - Care While At Shows
- Goals of Youth Development and Showing

---

---

---

---

---

---

---

---

## Good Ethics = Good Character

- What is ethics?
  - As an Exhibitor READ the RULES.
  - Some Questions to Ponder:
    - If it needs to be a secret, it's probably wrong.
    - Is it a fraudulent practice? Does it misrepresent the animal?
    - Is your action in the best interest of the animal?
    - Does your action require the granting of a "Special Exception"?

---

---

---

---

---

---

---

---

## PDCA Show Ring Code of Ethics



---

---

---

---

---

---

---

---

## Good Character = Good Ethics

### Core Values of Character Counts in Maryland 4-H

- Trustworthy
- Caring
- Respectful
- Good Citizens
- Fair and Just
- Responsibility

---

---

---

---

---

---

---

---

## General Management Practices

- Good Dairy Producers and Exhibitors:
  - Look out for the best interest of their animals
  - Care about handling, housing, nutrition, health, and welfare of their animals
  - Keep up-to-date and accurate records
  - Make sound management decisions based on their knowledge and records
  - In return, if you are a good steward of your animals, they will reward you

---

---

---

---

---

---

---

---

## Good Dairy Management Practices

### Record Musts:

- Registration Records
- Milk Production Records
- Vaccination Records
- Treatment Records
- Feed Records
- Breeding Records
- Calving Records
- Showing Records
- Sale Records

---

---

---

---

---

---

---

---

## Animal Handling and Management

- Proper
- Prior
- Preparation
- Prevents
- Poor
- Performance



---

---

---

---

---

---

---

---

## Animal Handling

- Depends on temperament, size, and previous experiences - Animals do have memories.
- Cattle instincts and habits include butting, kicking, charging and/or running.
- Cattle can be spooked by water puddles, shiny objects, flapping objects, other animals or people, loud noises, bright lights and shadows.
- Be aware and respect your animals and NEVER use excessive force.
- Animals can sense your emotions! Ex. If you get nervous they will too.
- Try to limit the amount of time that your animal is restrained

---

---

---

---

---

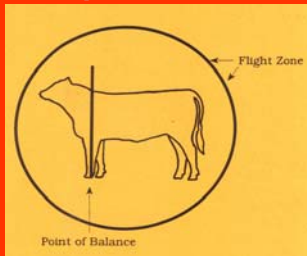
---

---

---

## Animal Handling and Management

Flight Zone



Adopted from: Dr. Temple Grandin, Colorado State University

---

---

---

---

---

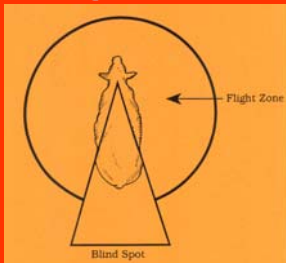
---

---

---

## Animal Handling and Management

Blind Spot



Adopted from: Dr. Temple Grandin, Colorado State University

---

---

---

---

---

---

---

---

## Animal Housing

- Make sure your animals have access to shade in the warmth and shelter in the cold
- House your animals in a clean, dry area
- Make sure your equipment used is safe and comfortable
- Isolate sick animals

---

---

---

---

---

---

---

---

## Feeding

- Do not feed products containing prohibited materials
  - “Since August 1997 the FDA has prohibited the use of protein derived from mammalian tissues (with certain exception including milk, blood, porcine and equine products) in ruminant feed.
- Keep copies of feed records
- Individually Identify all animals
- Maintain Accurate records

---

---

---

---

---

---

---

---

## Feed Labeling

- Feeds mixed by mills must have labels.
- Labels will contain ingredients and nutritional analysis.
- Medication and withdraw times will also be on label.
- Understanding feed labeling is important.

---

---

---

---

---

---

---

---





## Administering Medications

- Orally
- Topical
- Injectable (IM, SQ, IV, IU)
- Intermammary



---

---

---

---

---

---

---

---

## Medical Labeling

- Dose
- Administration
- Route of administration
- Warnings
- Withdraw times
- Storage
- Expiration date



---

---

---

---

---

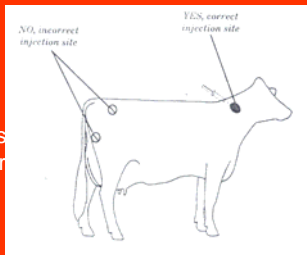
---

---

---

## Injections for Cattle

- SQ ahead of the point of shoulder.
- IM in neck region only.
- No injection site less than 6" from another site.
- No more than 10cc per injection site.



---

---

---

---

---

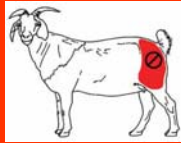
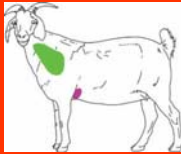
---

---

---

## Injections for Goats

- SQ in flap of skin just below the elbow or in the triangle region of the neck.
  - IM in triangle region of the neck.
  - No injection site close to another site.
  - No more than 3cc per injection site.
- Diagrams from Langston University



---

---

---

---

---


---

---

---

## Needle Size

- Adjusted for size and injection method.
- Cattle SQ general rule  
~ 16-18 gauge  
1/2" - 3/4"
- Cattle IM general rule  
~ 16-18 gauge  
1" - 1 1/2"
- Goat SQ general rule  
~ 18-20 gauge  
1/2"
- Goat IM general rule  
~ 16-18 gauge  
3/4" - 1"



---

---

---

---

---

---

---

---

## Improper Needle Selections



BENT NEEDLES



BURRED NEEDLES

---

---

---

---

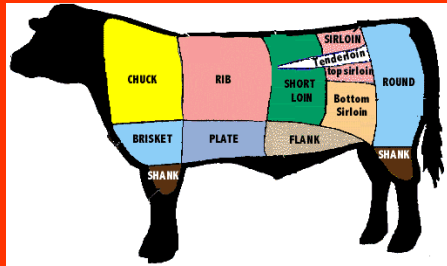
---

---

---

---

## Beef Value Cuts



---

---

---

---

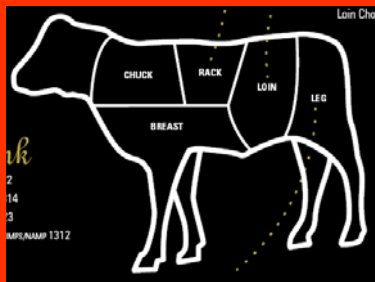
---

---

---

---

## Veal Value Cuts



---

---

---

---

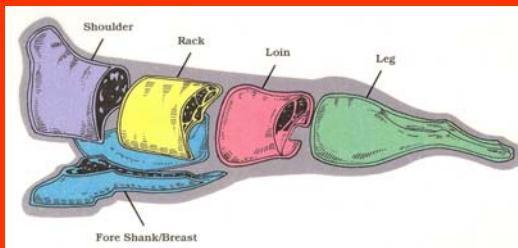
---

---

---

---

## Chevon Value Cuts



---

---

---

---

---

---

---

---



## Exhibitor Self-Certification

**EXHIBITOR'S CERTIFICATION**  
KEEP LIVESTOCK SEPARATE FROM VISUALS AND HEALTH

I, the undersigned, hereby certify the following:  
(Print or print name on top line for exhibitor name on top line)

- I am the owner, authorized caretaker, transporter, exhibitor or agent of the animal(s).
- I am not a person who is prohibited from participating in the exhibition of animals.
- I understand that animals entering the exhibition are subject to inspection by exhibitors, exhibitors or any employees or agents of the exhibitors. These animals include but are not limited to:  
- **ALL** animals of this exhibition such as dogs, cats, birds, reptiles, amphibians, etc.  
- **ALL** birds of prey, falcons, owls, etc.  
- **ALL** mammals, including but not limited to: dogs, cats, birds, reptiles, amphibians, etc.  
- **ALL** birds of prey, falcons, owls, etc.  
- **ALL** mammals, including but not limited to: dogs, cats, birds, reptiles, amphibians, etc.  
- **ALL** birds of prey, falcons, owls, etc.  
- **ALL** mammals, including but not limited to: dogs, cats, birds, reptiles, amphibians, etc.
- I have not and understand that I have not:  
- **USED** any animal(s) that are ill, injured, or otherwise unable to participate in the exhibition.  
- **USED** any animal(s) that are ill, injured, or otherwise unable to participate in the exhibition.

Signature: \_\_\_\_\_ Printed Name: \_\_\_\_\_  
Date of Signature: \_\_\_\_\_ Printed Name: \_\_\_\_\_  
Date of Signature: \_\_\_\_\_ Printed Name: \_\_\_\_\_  
Date of Signature: \_\_\_\_\_ Printed Name: \_\_\_\_\_  
Date of Signature: \_\_\_\_\_ Printed Name: \_\_\_\_\_  
Date of Signature: \_\_\_\_\_ Printed Name: \_\_\_\_\_  
Date of Signature: \_\_\_\_\_ Printed Name: \_\_\_\_\_  
Date of Signature: \_\_\_\_\_ Printed Name: \_\_\_\_\_  
Date of Signature: \_\_\_\_\_ Printed Name: \_\_\_\_\_  
Date of Signature: \_\_\_\_\_ Printed Name: \_\_\_\_\_

---

---

---

---

---

---

---

---

---

---

## Interstate Livestock Movement

- Interstate travel regulations apply to all livestock.
- Interstate health papers are required whenever you transport livestock across the state line.
- It is the exhibitor or purchasers responsibility to make sure that all livestock have interstate health papers. It is the Vet's responsibility to make sure that the state of destination requirements are met.
- Livestock having interstate health papers do not need in-state health papers until expiration date on interstate health papers expires (usually after 30 to 60 days); at which time in-state health papers need to be obtained.

---

---

---

---

---

---

---

---

---

---

## Biosecurity for Livestock Exhibitors

- Ask questions about the background of the animals that you are purchasing
- Isolate all purchased animals for 21-30 days after purchase from the rest of your herd.
- Isolate all animals returning from shows the same as purchased animals.
- Monitor your isolated animals health regularly and go to them last.
- Contact with other animals or livestock equipment, can expose your animal to disease.
- Make sure livestock trailers are cleaned and sanitized.
- Avoid sharing grooming and feeding/watering equipment.
- Discourage fair visitors from petting or feeding the animals.
- Practice good personal hygiene.
- Be cautious and try to control visitors to your farm.

---

---

---

---

---

---

---

---

---

---

## Youth Development and Showing

- Teach Youth Life Skills
- Youth should have fun and enjoy what doing
- Positively Promote Dairy Project and Industry
- NOT to Win Purple Ribbons and Trophies

---

---

---

---

---

---

---

**Milk is Considered  
"Nature's Most Nearly  
Perfect Food...  
Let's Keep  
It That Way"!!!**

---

---

---

---

---

---

---